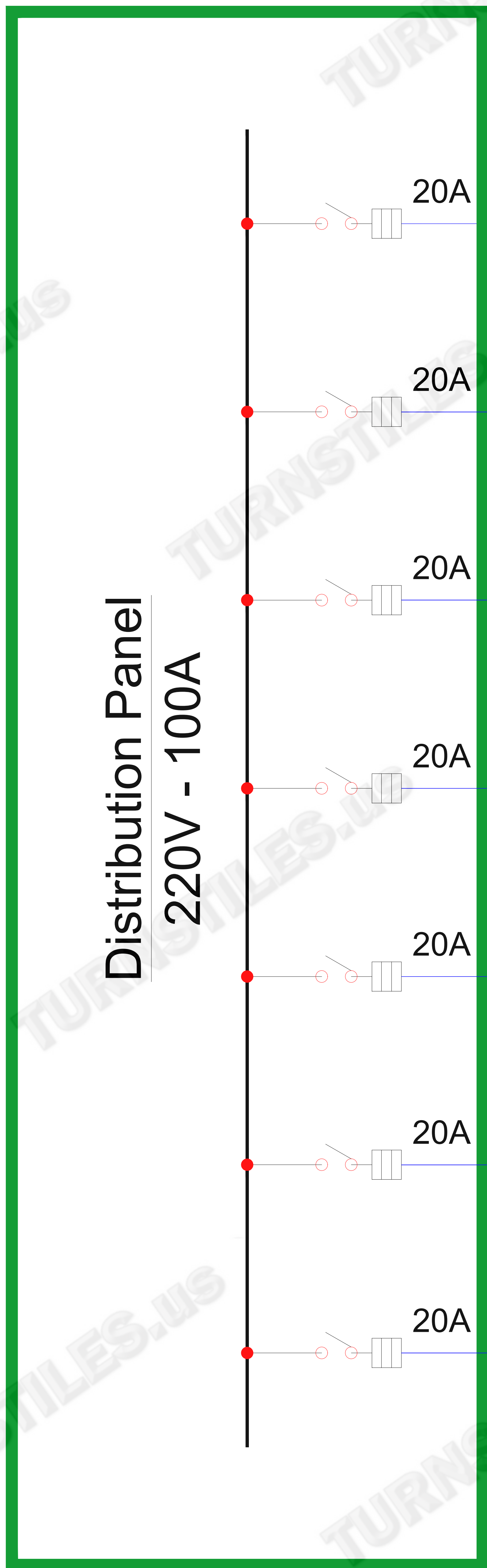


EQUIPMENT INSTALLED INTO
STOREFRONT EXTRUSION
AND GLASS PARTITION



20A Turnstiles / Doors

20A SPARE
(typical)

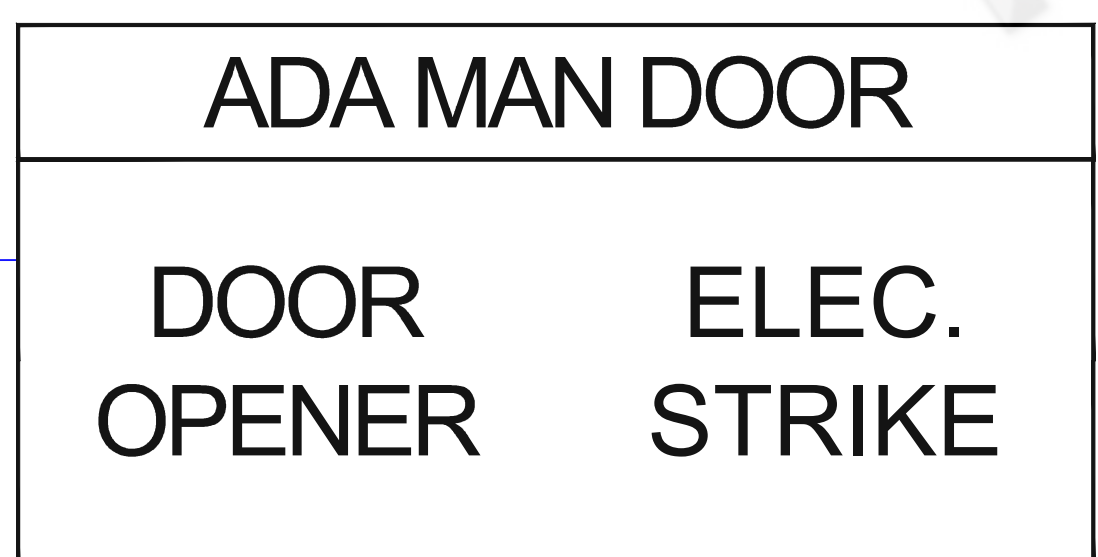
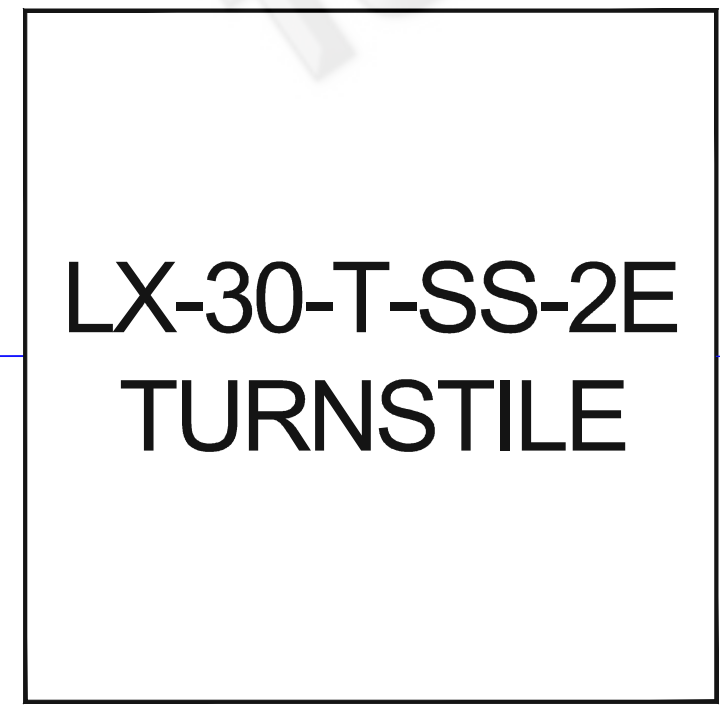
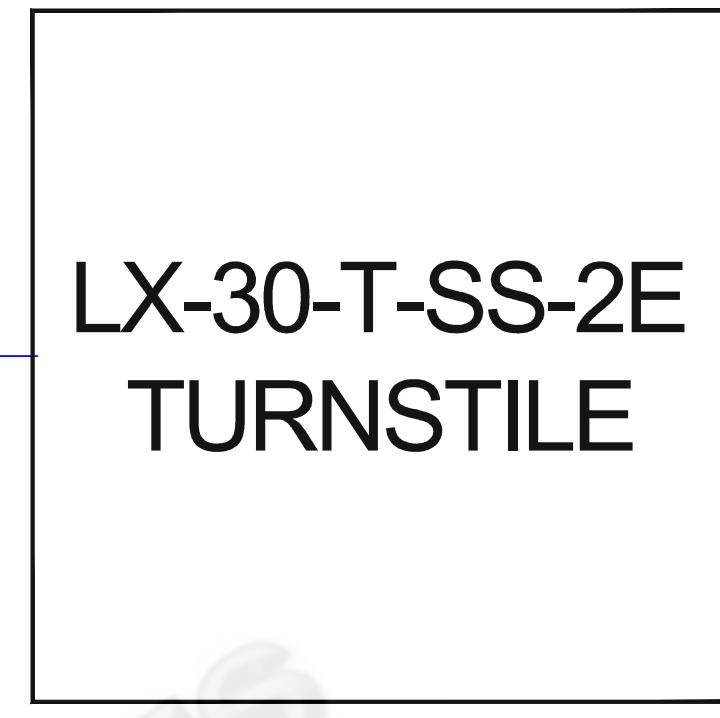
20A Access Control (by owner/other)

20A CCTV (by owner / others)

20A LIGHTING - TBD

20A CONV. OUTLETS - TBD

20A FUTURE TECHNOLOGY



1.5A or < @ 24VDC .25A or < @ 24VDC



* Based on our standard line of door controllers offered

***NOTE:**
Access Control by owner/others.
High Voltage to be installed by licensed and bonded Electrician.
Actual number of lights required and Convenience outlets by owner/others.
What is shown is typical and may vary when installation is completed or based on owner/other selection.

| | |
|---|-----|
| FIRST DRAWN | BY |
| 03-13-24 | CJC |
| REVISED | BY |
| | |
| | |
| COPYRIGHT © TURNSTILES.US Copyright © Turnstiles.us All rights reserved. Reproduction or translation of this work without the express written permission of TURNSTILES.US is unlawful and is an infringement of intellectual property belonging to TURNSTILES.US. All drawings and/or designs are restricted for use exclusively with a purchase, installation, and/or support from Turnstiles.us. Any other use of these materials is a violation of copyright law. Request for additional information should be addressed to the Legal Department, Turnstiles.us. | |

TURNSTILES.US
www.TURNSTILES.us
Call 303 670 1099 * Text 303 918 9787
patrick.mcallister@turnstiles.us

| | |
|---|--|
| ELECTRICAL RISER DETAIL | |
| AG-LX-SS Series Turnstiles Standard ADA Man-door in Storefront Partition Wall | |
| DWG | |
| AG-LX-SS Series ADA Door - Storefront Electrical Riser | |
| 03-13-24 | |
| SHEET - 1 OF 1 | |