

# The High-Security Series

Manual or Electronic Passage Gate | Interior & Exterior Application

HS336-ADA | HS348-ADA



HS336 (stainless steel)

\* All models available in stainless steel, powder coat or galvanized.

## The Truly "Custom" ADA Gate:

Our HS336-ADA is our ADA solution to perimeter security. This self-closing, heavy duty swing gate provides a wheelchair accessible 36" passage width (with an overall width of 43.375"), or the HS348 (with an overall width of 55.375"). It's low voltage strike lock can be used mechanically or electronically depending on your needs. It features our hinging system that only requires 5ft. pounds of opening force. It is available in all of our standard finishes including stainless steel (304 or 316), carbon steel with powder coating, or hot-dipped galvanized, to match our turnstiles perfectly. Your choice of standard vertical bars or reach prevention mesh allows for a custom experience. A treadplate walkway adds additional rigidity and helps in preventing installation mishaps.




HS336 - Front (powder coat with mesh)



HS336 - Back (stainless steel with mesh)

Panic hardware, guard and mesh should be used for Free Exit situations.

Panic bar not available without mesh.



HS430 with mesh filler barrier and HS336-ADA mesh gate.



HS348-ADA galvanized gate and turnstile

## We're the #1 Choice of Top Architects, Security Pros and Engineers

For more than 30 years, TURNSTILES.us has been the globally trusted name in pedestrian control equipment. Made in Ohio and shipped worldwide, we are the first choice of leading architects, facility managers, security consultants, and engineers. Whether your project requires high security full-height turnstiles, waist high units, or matching ADA accessible gates, TURNSTILES.us is the secure choice. We're experienced in access control systems, from card readers to biometric scanning, to give you the power to control access.



### Standard powder coating color selections:

Additional colors available and can be quoted upon request.

Geiger Black II 60% Gloss (aka Vulcan Black)	RAL 9003 Signal White	RAL 1013 Oyster White	RAL 9007 Grey Aluminum	RAL 5023 Distant Blue	RAL 5010 Gentian Blue	RAL 6002 Leaf Green	RAL 8028 Terra Brown

# The High-Security Series

**HS336-ADA | HS348-ADA**

Manual or Electronic Passage Gate | Interior &amp; Exterior Application



## Applications:

Ideal for controlling orderly flow of foot traffic in both indoor and outdoor settings (matching gate to our High-Security Full-Height Single and Tandem Turnstiles)

## Available Finishes:

- Hot dipped galvanized carbon steel
- Carbon steel with powder coating  
*(standard color is black/ other colors available upon request)*
- Our signature 304 stainless steel, No. 4 satin finish
- For any **outdoor** or **wet indoor** application, you must order Galvanized, **PC OVER GALV**, or stainless (preferably 316). We do not warranty any "PC only" product that is placed in wet environments.

## Design & Construction:

- Designed for secure operation with aesthetics in mind
- Featuring fully welded exterior components
- Minimal exposed hardware
- Heavy gauge materials meeting ASTM standards

## Installation Methods:

- Core drilling of frame posts (preferred)
- 1/2" concrete anchors from tread plate (requires removing core legs from frame)

## Operation:

- Field reversible electronic strike (24VDC) can be set to lock or open on power failure
- Gate can also be unlocked with no power by configuring the strike fail lock and using a key
- Gate automatically swings closed with standard hydraulic door closer
- Voltage for electronic strike can be taken from nearby turnstile power supply
- Opening force: 5ft. lbs.

## Options:

- Panic bar (-ms only)
- Magnetic lock (replaces strike)
- Motorized gate opener for interior applications only (requires 110VAC, adds 3" to overall height of gate)
- Push buttons (wired or wireless)
- Variable passage widths (up to 40"); or you can choose our 48" option
- Additional options available upon request

## Dimensions:

### HS336-ADA/HS348-ADA

#### Size of opening (pedestrian clearance):

- HS336-ADA 36" (914.4mm)
- HS348-ADA 48" (1219.2mm)

#### Frame:

- 2" X 3" (50.8mm X 76.2mm) 11 gauge box tubing

#### Swing Gate:

- 2" X 2" (50.8mm X 50.8mm) 11 gauge box tubing

#### Exterior Height:

- 91" (2311.4mm)

#### Interior Height:

- 87.812" (2230.4mm)

#### Available Door Filler Materials:

- 1 1/2" Diameter 14 gauge (38.1mm)
- 1 3/4" Diameter 14 gauge (44.4mm) (HD Model) (16 gauge on stainless models)
- 3/4" #9 Expanded Metal Mesh (Flattened) (MS-Mesh Model)

\* Dimensions are subject to change without notice

## Standard Hardware:

#### Door Closer:

- Locinox Mammoth 180

#### Deadlatch:

- Adams Rite 4510 Series with 31/32" Backset

#### Strike:

- Adams Rite 7100 Series Electronic Strike, 24VDC

#### Cylinder:

- Schlage C keyway - standard
- SFIC available

## Optional Hardware:

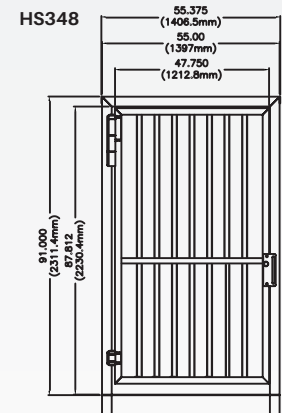
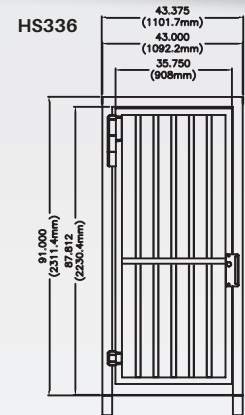
#### Door Opener:

- Norton 5730 Low Energy Operator, Aluminum

#### Push to Exit Panic Bar:

- Adams Rite 8400 Exit Device, Aluminum
- We can source additional custom hardware choices. Please provide your required specs for a quotation.

**Matching Full-Height Turnstiles Available in Single (HS427-S, HS430-S, HS439-S, HS448-S) and Tandem (HS427-T, HS430-T) Designs.**



## Warranty:

Units are warranted against defects in materials and workmanship for a period of one year from date of delivery. See warranty information for specific details.

## Electrical Specifications:

UL Listed Electronic Strike:  
 Input Voltage: 24VDC  
 Input Current: 170 mA

## Standards and Codes:

Austenitic stainless steel:  
 ASTM A240, A249, A276

Hot rolled steel:  
 AISI C-1020, AISI C-1018

Hot dipped galvanizing:  
 ASTM A-143, ASTM A-153-80

All fasteners provided meet IFI ANSI/ ASME Fastener Standards

American Welding Society (AWS) Standard D 1.1

